

Rockingham Police Department

2023 Annual Report



Presented by:

Chief George C. Gillenwater

Message from the Chief

On behalf of the staff of the Rockingham Police Department, it is a pleasure to publish our 2023 Annual Report. This report serves as a summary of the activities of the Rockingham Police Department for the 2023 calendar year, highlighting our commitment to professionalism, transparent policing initiatives, achievements, and public data. I am proud to say that our department remains fully staffed and that we lost no employees to other employment opportunities. We have remained committed to a retention plan that embraces developing young officers through an extensive training program and encouraging them to take part in vast education opportunities through partnerships forged over the past year. We have also focused a great deal of attention on our veteran officers, providing them with opportunities for advanced training and education, which will prepare them for promotion in the coming years.

This past year we continued to build upon our social media presence, allowing citizens an inside look to the daily activities of their Officers. We have welcomed and embraced community feedback through our social media platforms and encourage all to reach out with both positive and negative feedback. We continue to strive to be the best we can be, and a large part of that is heeding the advice of those we serve. We have updated our Uniforms, Patrol Vehicles, and equipment to provide our Officers with a level of comfort and technical ability that has become synonymous with modern policing.

Most importantly, this past year, our Officers embraced the vision of a proactive, community-based policing approach, not seen since Pre-Pandemic. I am proud of these men and women, who have embraced a new administration's vision, and put in the work that I think you will see reflected in the statistics presented.

George C. Gillenwater

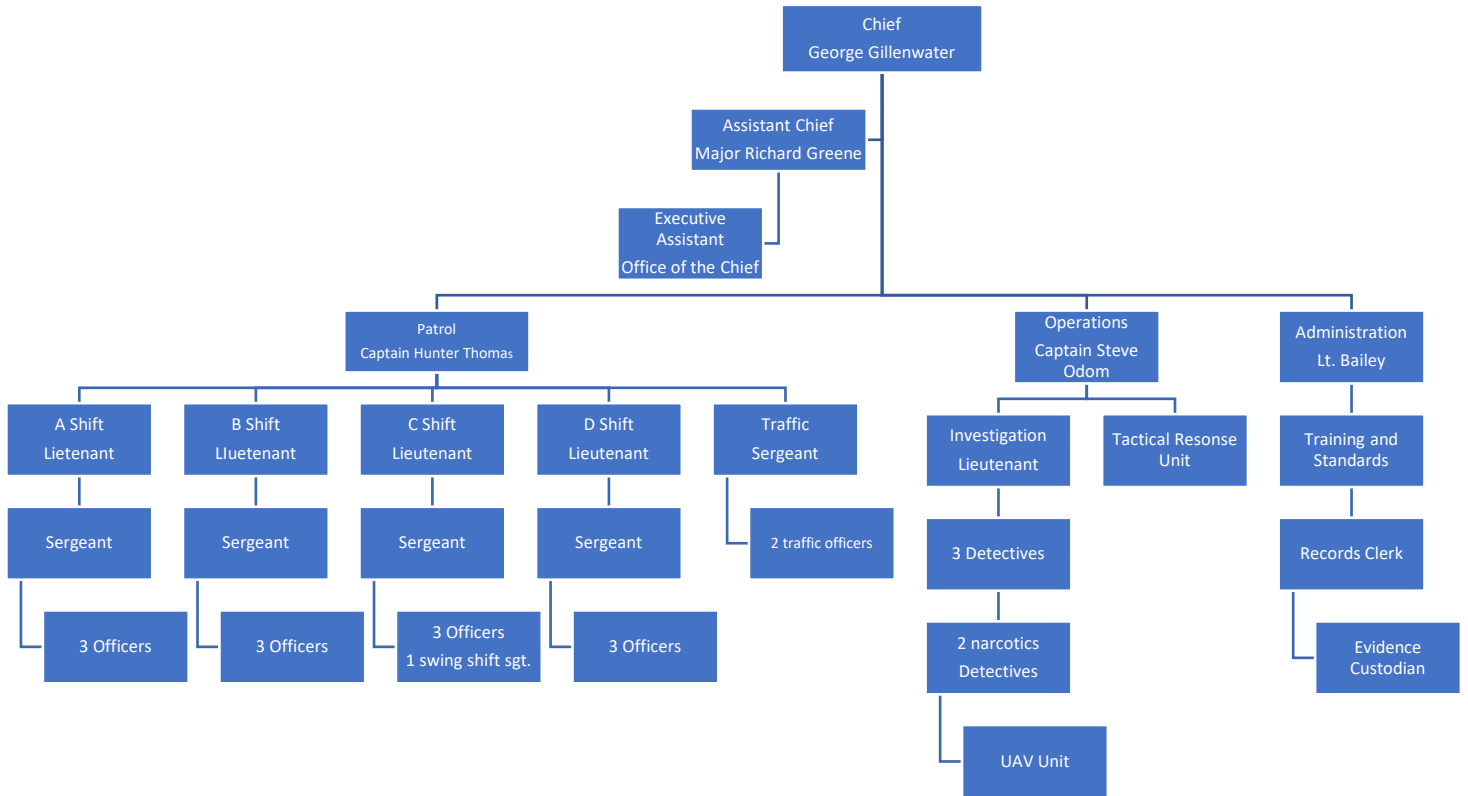




Rockingham Police Department

Organization Structure

Effective January 1, 2024



Organizational Breakdown

Patrol

Captain Thomas leads the Patrol Division. The patrol division is comprised of twenty-one uniformed officers assigned to 4 squads each consisting of 5 officers. Each squad has a Lieutenant who supervises with the assistance of a Sergeant. Patrol answers all 911 calls, conducts proactive patrols to combat crime, and actively participates in community policing events. In addition to the uniformed patrol squads, there is a specialized traffic unit supervised by Sergeant Ricks consisting of three uniformed officers. This specialized unit handles most accident reports in the city as well as enforcing NC traffic laws. Captain Thomas also manages fleet management, parade permits, taxi permits, wrecker rotation, initial officer compliments and complaints and special events for the department.

Operations

Captain Odom provides administrative oversight, leadership, and overall management to the operations division. The Criminal Investigations Division is subdivided into specialized units. General Crime Unit detectives investigate a variety of crime to include crimes against persons, property crimes, fraud, sexual assaults, and homicide. The Vice/Narcotics Unit is a covert technical group of detectives who conduct narcotics and vice investigations. In addition to these specialized units, Captain Odom oversees the management of both the department's UAV (Unmanned Aerial Vehicle) team and the department's Tactical Response Unit.

Administration

Lieutenant Bailey leads the sworn functions of the administrative division. Police Management Assistant Pavia leads the non-sworn records management functions.

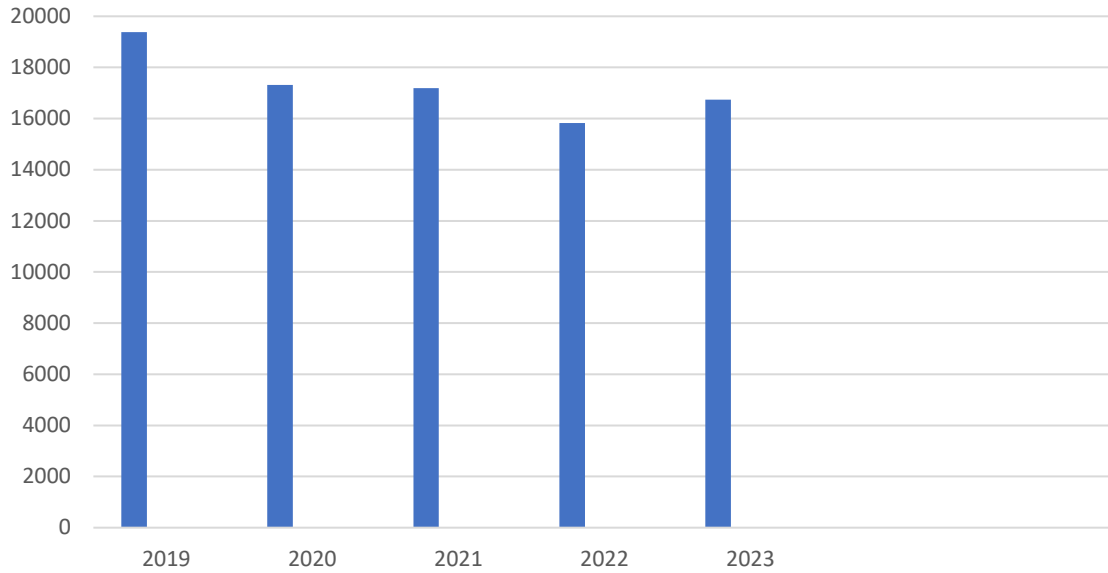
The Administrative Division encompasses numerous organizational functions. Services include records management, evidence/property management, training, grant management, personnel liability, policy review, auditing, fiscal management, non-sworn civil operations, and accreditation.

Crime Data and Transparency Reporting

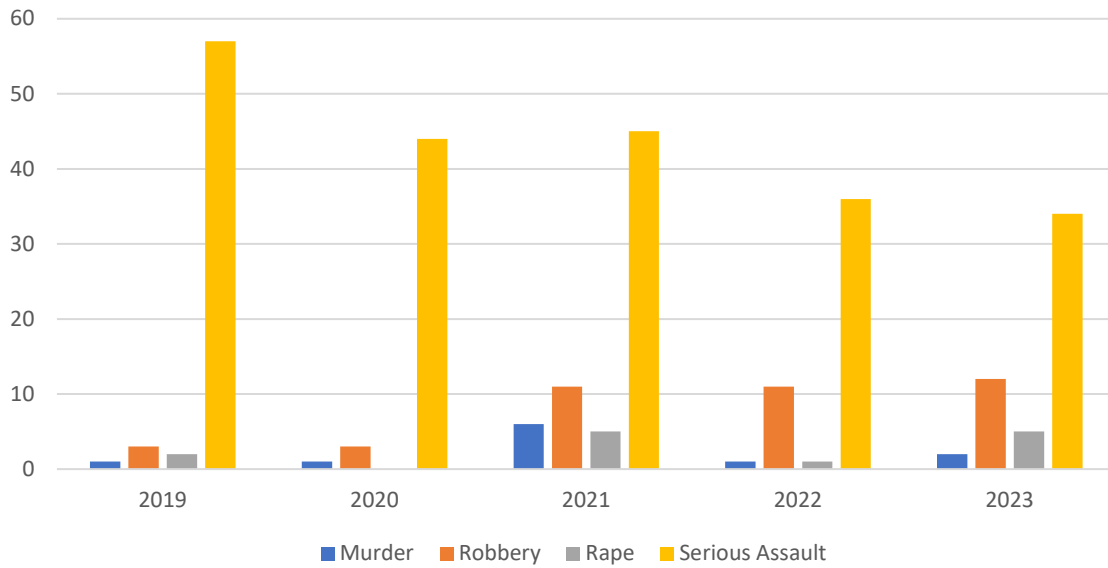
A benchmark for any community is to have a low crime rate. Many citizens, businesses, and local governments strive to have a low crime rate to help improve the quality of life for the community. The Rockingham Police Department understands the importance of this benchmark and recognizes that crime control is a valuable initiative that supports our department's mission. There are many dynamics to reporting crime data, such as the difference between a reported crime and the subsets of those crimes. Law enforcement's primary role is to accurately collect data to provide reliable crime statistics for the administration of justice, police operations and criminal justice partners.

The Rockingham Police Department reports to both state and federal crime reporting systems. The FBI's Uniform Crime Reporting (UCR) Program collects offenses that come to the attention of law enforcement for violent crime and property crime, as well as data regarding clearances of these offenses. In addition, the FBI collects auxiliary data about these offenses (e.g., time of day of burglaries). This expanded offense data also includes trends in both crime volume and crime rate per 100,000 inhabitants. All crime related statistical data can be found at the NC State Bureau of Investigations website at <http://crimereporting.ncsbi.gov/Reports.aspx>. This site contains all current and historical data for the Rockingham Police Department. For calendar year 2023, the Rockingham Police Department received 16,739 calls for service which translates into approximately 800 calls per officer calendar year 2023.

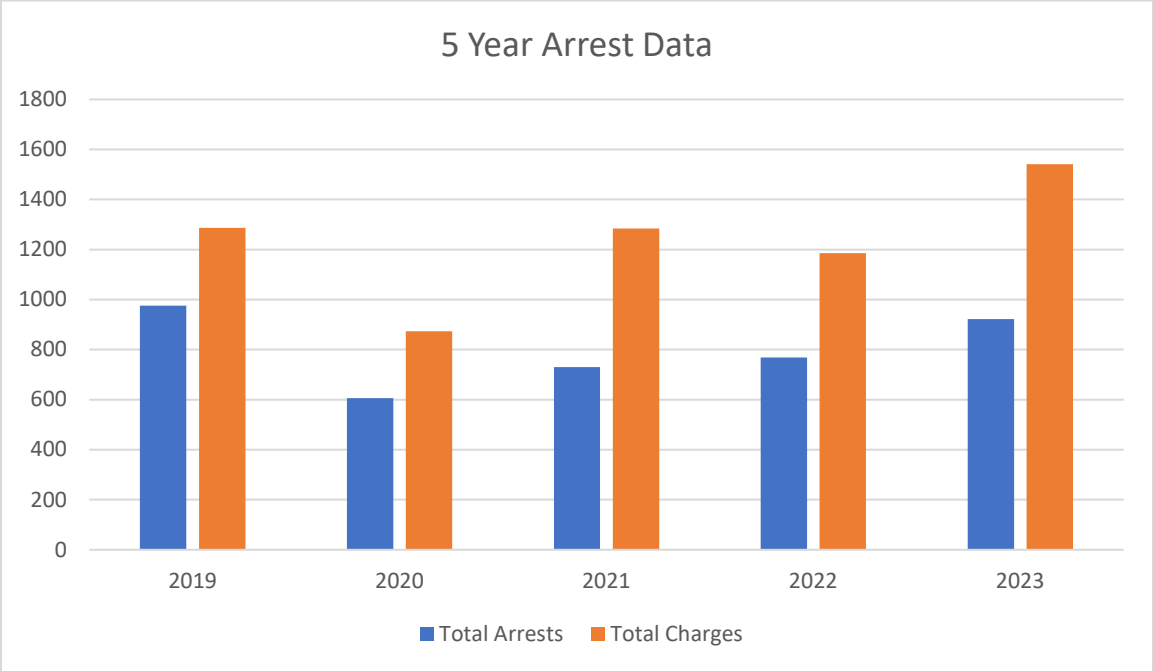
5 year call volume represented in thousands



5 Year Violent Crime Rate

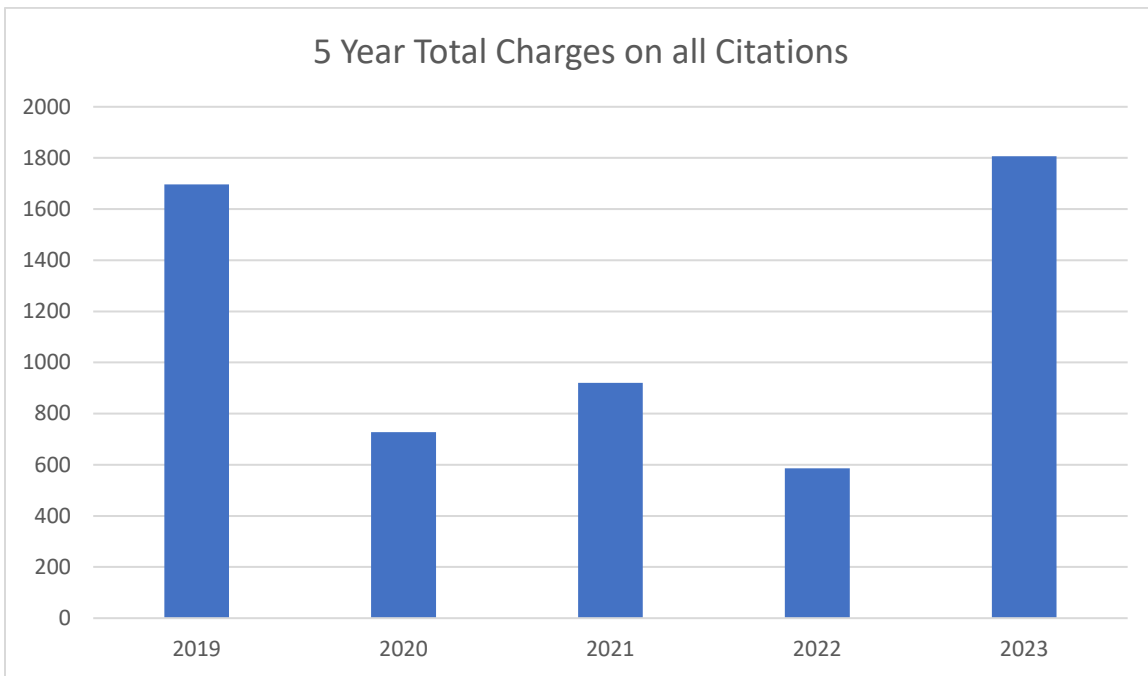


Arrests are typically represented by two categories, either felony or misdemeanor. Most misdemeanor arrests are the result of warrants that are either obtained by a patrol officer because the crime occurred in their presence, or there is evidence to support a crime occurred shortly before their arrival (i.e., shop lifting.) Most felony arrests are initiated by the Criminal Investigation Division as the result of an investigation into felonious criminal activity (i.e., murder.) There are other incidents that occur throughout the year that do result in either a felony or misdemeanor arrest and the aforementioned examples simply represent the bulk of what is experienced within our department. The table provided below shows the total number of arrests and charges for all arrests for the past 5 years. Each arrest, either misdemeanor or felony, represents hours, if not days and sometimes months, of effort by the officers who initiated these processes. 2023 arrest numbers are some of the highest numbers we have seen in nearly a decade and should not be indicative of an increased crime rate, but representative of a proactive policing mentality that has resulted in catching more criminals as well as preventing further criminal activity.



Citations were not represented in the 2022 report, but their representation is important this year. We have placed an administrative emphasis on proactive policing, and the numbers represented in this year's citation totals show that there has been an organizational shift in that mentality. Citations are typically self-initiated by an officer; they are the result of an officer witnessing or suspecting criminal activity and then initiating contact with an individual suspected of that criminal activity. Citations can be represented by traffic stops, street encounters, or calls for service to local businesses.

I have listed the 5-year totals for charges on all citations. I want to acknowledge the men and women of the Rockingham Police Department for their dedication to our vision and surpassing the prior 2 years combined citation totals and nearly equaling the prior 3 years citation total combined. 2023's 1807 charges on citation, represent the highest numbers of citations for the department in nearly 10 years.



Richmond Road Traffic Initiative

We receive many complaints about speeding in various parts of the city, but none more than the stretch of Richmond Road that acts as a major entry and exit point from the city to other areas of the county. The area off of Richmond Road is home to a large number of residential communities. In 2023 we utilized a grant to purchase a speed sign to place on Richmond Road and increased patrol presence in the area. The following data details the effects of this initiative.

Rockingham Police Department Traffic Division

Location: RICHMOND ROAD

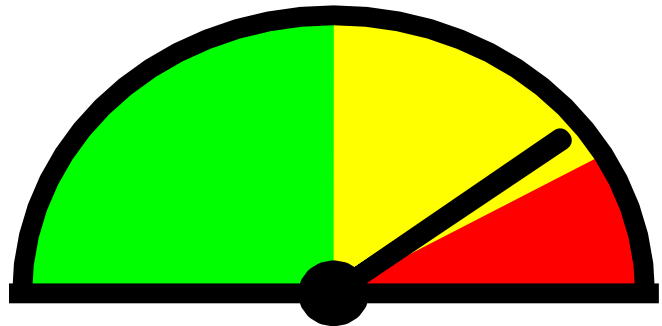
Closest Cross Street:
ASHE STREET

Analysis Dates:
Monday, February 13, 2023
Monday, February 20, 2023

Installed By:
SGT. MARCUS RICKS

Requested By:
CITY OF ROCKINGHAM CITIZENS

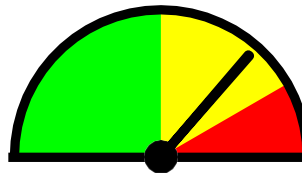
Total Percentage of Enforceable Violations



0% 100%

Posted Speed Limit: 35 MPH
Percentage Above Limit: 79.5%
Rating: MEDIUM

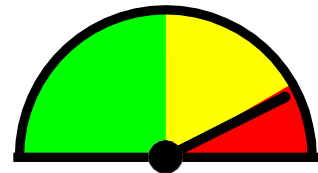
Direction 1



Percent Above Limit: 73.0%

Enforcement Rating: MEDIUM

Direction 2



Percent Above Limit: 85.4%

Enforcement Rating: High

Combined

1-10	11-15	16-20	21-25	26-30	31-35	36-40	41-45	46-50	51-55	56-60	61-65	66-70	>70
107	484	444	245	712	3896	9597	8048	3612	1231	248	56	11	6

Direction 1

1-10	11-15	16-20	21-25	26-30	31-35	36-40	41-45	46-50	51-55	56-60	61-65	66-70	>70
97	220	266	173	456	2474	5326	3453	913	230	20	1	0	1

85 percentile = 43

Direction 2

1-10	11-15	16-20	21-25	26-30	31-35	36-40	41-45	46-50	51-55	56-60	61-65	66-70	>70
10	264	178	72	256	1422	4271	4595	2699	1001	228	55	11	5

85 percentile = 47

As you can see, based on the speed sample provided for just one week in February of 2023, nearly 80 percent of travelers were speeding in both directions on Richmond Road. Some of these travelers were hitting speeds more than 70 miles per hour, while most speeders fell within the 45-55 mph range which resulted in nearly 60 percent of travelers speeding. We installed the speed sign from the grant and began a saturation effort in June of 2023, ending our assessment in September of 2023. The results of the speed sign, saturation enforcement, and citizen participation were astounding.

Overall Summary

Total Days of Data: 88 Speed Limit: 35

Average Speed: 38.1

50th Percentile Speed: 37.55

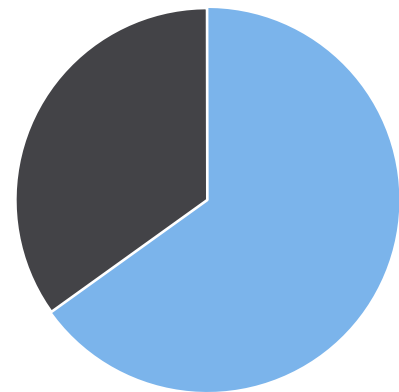
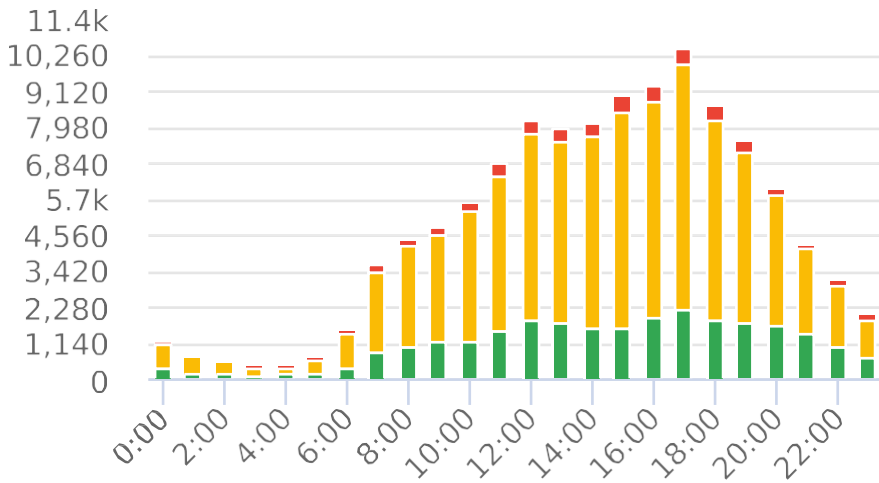
85th Percentile Speed: 41.82 Pace Speed Range: 34-44

Minimum Speed: 5

Maximum Speed: 139

Display Mode: Speed Display, Speed Limit Average Volume per Day: 1307.1

Total Volume: 115026



Violators **Inside Threshold** **Compliant**

Vehicles Slowed
Other

Time	Sign Mode	Speed Limit	Total # Vehicles	Total # Violator	% Violator	Avg # Vehicles	Avg # Violators	Min Speed	Max Speed	Avg Speed	50% Speed	85% Speed	Sign Effectiveness
0:00	Speed Display, Speed Limit Sign	35	1146	78	6.8%	14.0	1.0	18	72	38.1	37.0	41.9	63.2%
1:00	Speed Display, Speed Limit Sign	35	716	77	10.8%	8.7	0.9	10	71	38.3	37.4	42.2	61.5%
2:00	Speed Display, Speed Limit Sign	35	540	58	10.7%	6.7	0.7	5	79	38.1	37.0	41.9	63.9%
3:00	Speed Display, Speed Limit Sign	35	384	47	12.2%	4.7	0.6	21	66	39.3	38.2	42.0	62.3%
4:00	Speed Display, Speed Limit Sign	35	392	29	7.4%	4.8	0.4	19	60	37.0	35.7	39.6	62.3%
5:00	Speed Display, Speed Limit Sign	35	648	79	12.2%	7.9	1.0	10	77	39.0	37.5	42.9	62.1%
6:00	Speed Display, Speed Limit Sign	35	1525	104	6.8%	18.6	1.3	5	76	37.9	37.6	41.9	61.6%
7:00	Speed Display, Speed Limit Sign	35	3595	217	6.0%	43.8	2.6	7	139	38.4	37.7	42.2	63.8%
8:00	Speed Display, Speed Limit Sign	35	4387	194	4.4%	53.5	2.4	7	63	38.1	37.6	41.5	63.5%
9:00	Speed Display, Dependent Messages, Speed Limit Sign	35	4797	227	4.7%	57.8	2.7	6	62	38.0	37.4	41.7	63.5%
10:00	Speed Display, Speed Limit Sign, Dependent Messages	35	5555	267	4.8%	66.9	3.2	7	64	38.2	37.6	41.9	65.1%
11:00	Speed Display, Speed Limit Sign	35	6806	351	5.2%	81.0	4.2	7	61	38.2	37.6	41.9	64.8%
12:00	Speed Display, Speed Limit Sign	35	8226	472	5.7%	99.1	5.7	5	63	38.2	37.7	42.1	64.6%
13:00	Speed Display, Speed Limit Sign	35	7959	414	5.2%	97.1	5.0	5	71	38.0	37.7	41.9	62.9%
13:00	Speed Display, Speed Limit Sign	35	7959	414	5.2%	97.1	5.0	5	71	38.0	37.7	41.9	62.9%

Time	Sign Mode	Speed Limit	Total # Vehicles	Total # Violator	% Violator	Avg # Vehicles	Avg # Violators	Min Speed	Max Speed	Avg Speed	50% Speed	85% Speed	Sign Effectiveness
14:00	Speed Display, Speed Limit Sign, Dependent Messages	35	8135	480	5.9%	95.7	5.6	5	67	38.5	38.0	42.3	63.6%
15:00	Speed Display, Dependent Messages, Speed Limit Sign	35	8968	540	6.0%	106.8	6.4	8	68	38.7	38.1	42.4	65.9%
16:00	Speed Display, Speed Limit Sign	35	9293	491	5.3%	113.3	6.0	5	69	38.2	37.8	42.2	67.0%
17:00	Speed Display, Speed Limit Sign	35	10454	523	5.0%	127.5	6.4	5	67	38.3	37.9	42.1	66.5%
18:00	Speed Display, Speed Limit Sign	35	8625	448	5.2%	105.2	5.5	5	62	38.3	37.7	42.1	67.6%
19:00	Speed Display, Speed Limit Sign	35	7505	357	4.8%	91.5	4.4	5	70	37.9	37.4	41.5	66.9%
20:00	Speed Display, Speed Limit Sign	35	6011	213	3.5%	73.3	2.6	5	79	37.4	36.9	40.7	63.1%
21:00	Speed Display, Speed Limit Sign	35	4260	108	2.5%	52.0	1.3	5	83	36.4	35.6	40.1	65.3%
22:00	Speed Display, Speed Limit Sign	35	3112	151	4.9%	38.0	1.8	16	74	37.4	36.5	40.8	66.1%
23:00	Speed Display, Speed Limit Sign	35	1987	123	6.2%	24.2	1.5	17	67	37.7	36.7	41.1	66.7%
Total Volumes/Avg			115026	6048	5.3%	1392.1	73.2	5	139	38.1	37.3	41.7	64.3%
Total/Avg w/o Feedback			0	0	0	0.0	0.0	n/a	n/a	n/a	n/a	n/a	n/a
Total/Avg w/ Feedback			115026	6048	5.3%	1392.1	73.2	5	139	38.1	37.3	41.7	64.3%

As you can see from the data provided, during a 3-month period where we posted the speed sign and utilized enforcement techniques, we saw a drop from nearly 60 percent of the travelers violating the speed limit threshold to roughly 5 percent. While we have slowed our saturation enforcement in the area, the numbers have been consistent through the first of 2024 with only the speed sign and strategic enforcement efforts in place. The speed sign can be moved to other locations and our intention is to focus on other problem areas throughout the city in 2024.

Community Engagement

A huge part of the success of any police department is how they relate, interact, and engage the community in which they work. A lot of community engagements happen behind the scenes, but we have made strides this year in enhancing our engagement through our social media platforms. I would encourage you to please follow us on Facebook and Instagram where we try to keep the community up to date with all that is going on at the Rockingham Police Department as well as information that may impact the community. The department expanded its community engagement initiatives in 2023 and the sheer number of events would not be fairly represented in a few photos, so once again, I encourage you to look at our social media to experience all that occurred in 2023.

Training and Education

Training and education are a focal point of our department, and I am proud to report that nearly 80 percent of our department has either an Intermediate or Advanced Law Enforcement Certification through the North Carolina Criminal Justice Education Training and Standards Commission. In 2023, approximately 2700 hours of training was logged, breaking down to approximately 200 hours per month. In addition to these training hours, there were an additional 330 hours of training done through our Virtual Academy training site. As mentioned last year, this site gives our officers access to over 500 hours of Law Enforcement training that can be done all online at the officer's pace.

In addition to training, we have several Officers that have taken advantage of a partnership with Richmond Community College, which attributes a percentage of the Officers Basic Law Enforcement Certification towards an associate degree. In addition to this service offered by Richmond Community College, the City of Rockingham has always been a strong proponent and encouraged education by offering strong incentives to seek higher education.

2023 was a great year for the Rockingham Police Department. This was the first year that the department was operating at full staff for quite some time. The recruitment and retention of valuable people allowed us to implement new directives, which resulted in record numbers for arrests and citations and ultimately resulting in the prevention of criminal activity, and better protection for the citizens of the City of Rockingham. In conclusion the Chief and his staff would like to thank the City Council, Mayor, City Manager, and City staff for their continued support of the Rockingham Police Department.